

# Directions

This activity is well-suited for lamination for long-term use. You can also use this file to help children practice their cutting and gluing skills.

If laminating, cut out the rectangles on the last page, and use velcro (such as 0.59" diameter self-adhesive dots) to secure them to the background page. Because the background page has columns, I recommend attaching both halves of the velcro to that page first so that you can align them evenly. Then align the rectangles and adhere them to the pre-placed velcro.

All designs were created by Erin P.T. Canning. Thank you for respecting my terms of use.

# Terms of use



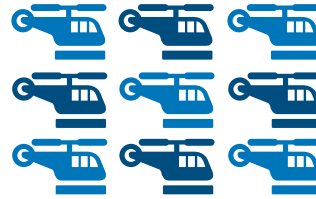


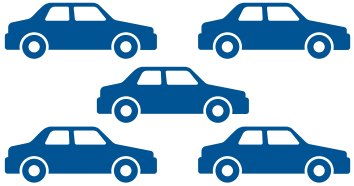
- You may download this file.
- You may save this file on your computer.
- You may print and use these activities for non-commercial, personal or classroom use.
- You may share the link to WAM's Pre-K Resources page so others may find these activities.



- You may not alter this file in any way.
- You may not claim this file as your own.
- You may not link directly to the download file; instead, link to the web page on which this resource is available.
- You may not profit from this file in any way.
- You may not profit from print copies of this file in any way.
- You may not store this file on any other website.



# I can count



Cut out each rectangle.

<b>1</b>	<b>2</b>	<b>3</b>	<b>4</b>	<b>5</b>
<b><u>6</u></b>	<b>7</b>	<b>8</b>	<b><u>9</u></b>	<b>10</b>